
Castellum



**Luxembourg
Collectors Club**

3304 Plateau Drive
Belmont, CA 94002
U.S.A.

E-mail: lcc@luxcentral.com

Web: <http://www.luxcentral.com/stamps/LCC/>

Gary B. Little, President (gary@luxcentral.com)

Edward H. Jarvis, Secretary-Treasurer (edhjarvis@sbcglobal.net)

Vol. 8, No. 2 (whole #30) © 2004 Luxembourg Collectors Club and contributors **September 2004**

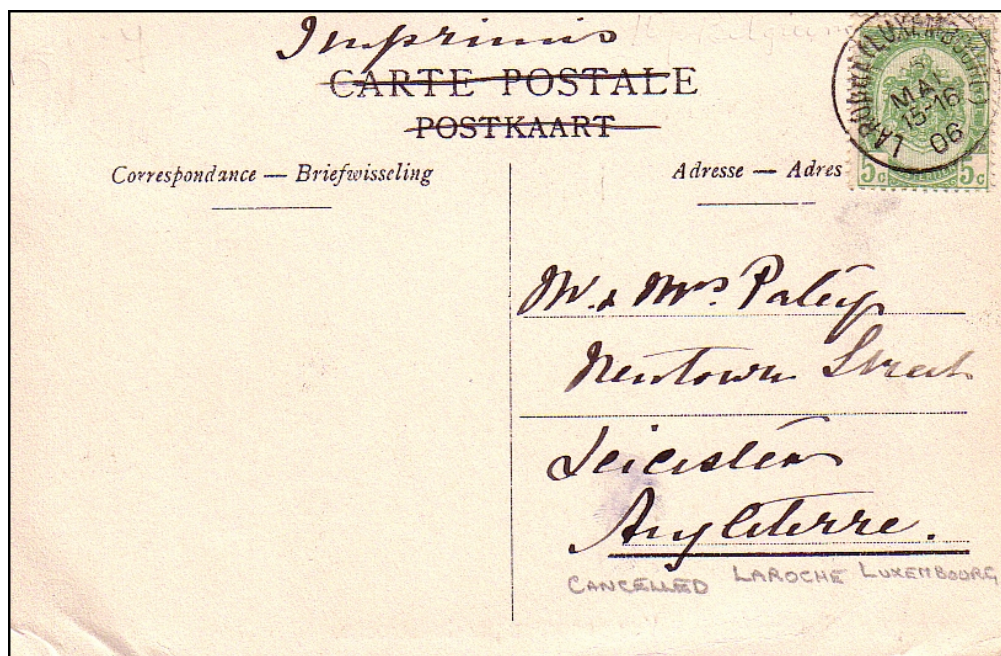
President's Message

by Gary Little

Remember the *Monty Python* sketch where a tourist from Budapest goes to a London tobacconist shop and uses a "defective" Hungarian-English phrase book to communicate with the clerk? A request for a book of matches comes out as "My hovercraft is full of eels"!

We may have been using a similar phrase book when preparing the June 2004 issue of *Castellum*. In Allan Wichelman's article on Luxembourg perfins he described a postal card that purported to be an order, written in German, for an S.D. perforator for stamps used by Stahlwerk Düdelingen. As one of our alert readers in Europe has just pointed out, however, this is actually an order for *two dozen towels embroidered with the initials S. D.*

Hmmm... this probably reduces the postal history value of the card a bit! Sorry about the mix-up, neither myself nor Allan knows enough German to distinguish between embroidery and perforation or towels and stamps!



On a completely different topic, I recently acquired the Belgian postcard shown on the left. It further enhances my collection of foreign postmarks with a Luxembourg theme. The stamp has a very clear 1906 postmark from "Laroche (Luxembourg)". The small town of Laroche, in the Ardennes, is situated in the Luxembourg province of Belgium. Until 1839, this territory was part of the Grand Duchy.

The Railway Cancellations of Luxembourg

by James R. McGee

The railway post in Luxembourg was inaugurated on September 1, 1875, on the line Luxembourg-Ulflingen (Troisvierges). This service was inspired by the railway service that had been established in 1872 by the German Reichspost on the Metz-Luxemburg-Trier line. Mailboxes were installed at all railway stations along the line. Mail deposited in these boxes was collected upon the arrival of each train, handed over as railway mail, sorted and cancelled in the railway mail carriage. Inland mail was carried on trains with local stops, international mail on express trains. By 1900 railway mail service had been extended to most of the railway lines in Luxembourg.

There are three railway systems in Luxembourg. The Guillaume-Luxembourg is the major system connecting the country with its neighbors. It was built during the reign of Willem of the Netherlands. The Prince Henri runs a circular line around the Grand Duchy from Esch-sur-Alzette to Grevenmacher and also includes the line from Kautenbach to Schimpach. It was built during the regency of Prince Henri of the Netherlands. The Narrow Gauge lines are small connecting lines serving rural areas.

Mail service was provided on the following routes (beginning and ending dates are shown where known):

Guillaume-Luxembourg line

Luxembourg — Troisvierges	9.1.1875
Luxembourg — Kleinbettingen — Arlon	9.15.1886 to 10.4.1954
Luxembourg — Wasserbillig — Trier	5.25.1891 to 5.29.1961
Luxembourg — Bettembourg — Esch-sur-Alzette	
Noertzange — Rumelange (sideline)	6.1.1910 to 6.2.1957
Luxembourg — Rodange — Longwy	12.12.1876 to 9.30.1940

Prince Henri line

Pétange — Ettelbruck	to 10.4.1954
(Klein)Bettingen — Ettelbruck	
Ettelbruck — Echternach	to 10.4.1954
Echternach — Grevenmacher	
Schimpach — Kautenbach	





Narrow Gauge lines

Diekirch — Vianden	to 8.29.1950
Larochette — Cruchten	to 11.7.1948
Noerdange — Martelange	1904 to 2.1.1954
Luxembourg — Remich (<i>Le Jangli</i>)	2.20.1882 to 6.5.1950 [only to Aspelt effective 12.15.1948]
Luxembourg — Echternach (<i>Le Charly</i>)	to 6.13.1954


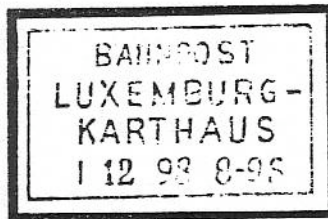
As mail service was introduced on each line, a distinctive rectangular canceller was provided. These were used almost exclusively until 1942. Two lines briefly used a circular date stamp. In 1942 Luxembourg was incorporated into the Reich, and the Reichspost issued date stamps of the oval Bahnpost type. Following the war, circular date stamps were used.

Luxembourg has used nine basic types of railway cancellations over the years.


Type 1. Horizontal rectangle with three lines of type. Used only on the main line running from Ulflingen (Troisvierges) to Luxembourg. The destination appears on the top. Cancels with both German and French abbreviations in the date line were used.



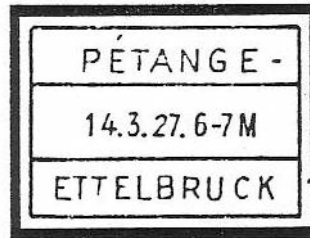
Type 2. Horizontal rectangle with four lines of type. The top line is either AMBULANT (French) or BAHNPOST (German).



Type 3. Horizontal rectangle with four lines of type. The third line is always F.C., the abbreviation of FACTEURS CONVOYEURS. These marks were used by lesser offices that merely conveyed made-up mail bags.



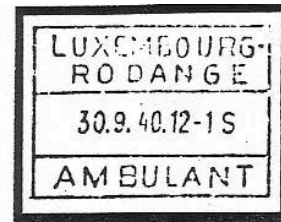

Type 4. Three section horizontal rectangle. The first section contains the town name; the second section the date and time; and the third section the other town name. The top and bottom sections are equal in size. This mark was used only between Pétange and Ettelbruck.




Type 5. Three section horizontal rectangle. CONVOYAGE AMBULANT at the top; date and time in the center; Ettelbruck-Echternach at the bottom. It was used only on that route.




Type 6. Three section horizontal rectangle. The first section contains the town names; the second section the date and time; and the third section contains either AMBULANT, BAHNPOST, SCHAFFNERBAHNPOST, CONVOYAGE, or CONVOYAGE-AMBULANT.



6a. AMBULANT



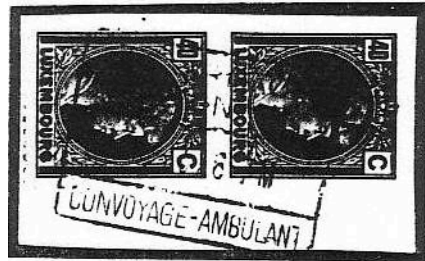
6b. BAHNPOST



6c. SCHAFFNERBAHNPOST

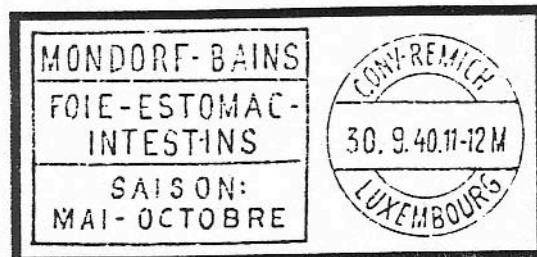


6d. CONVOYAGE



6e. CONVOYAGE-AMBULANT


Type 7. Circular date stamp. Only two routes had this type: Remich-Luxembourg with an advertising slogan to the left, and Noerdange-Martelange which included no advertising.



Type 8. Oval Bahnpost type used during the German occupation. The German variant of all town names was used (e.g., Fels instead of Larochette, Rodingen instead of Rodange, Petingen instead of Pétange).




Type 9. Circular date stamp with bridge. Service-Ambt. inscribed within the circle. Replaced the oval Bahnpost marks on February 8, 1947. The first marks to appear had a small solid circle at the foot (with the exception of Larochette — Cruchten which used an open circle). When the need for additional cancellers arose, they had the letter "a" at the foot. Eventually roller cancellers with the letter "b" at the foot were added on most routes.



9a. circle at foot



9b. "a" at foot



9c. "b" at foot

Checklist of Railway Cancellations

This checklist is adapted from Cyril Kidd's article in the April 19, 1963 issue of *Stamp Collecting*. I have rearranged his listing slightly and added cancels he either omitted or was not aware of.

Type 1

Luxemburg — Ulflingen
Ulflingen — Luxemburg

Type 2

Ambulant Longwy — Luxemburg
Ambulant Luxemburg — Longwy
Ambulant Luxemburg — Troisvierges
Ambulant Troisvierges — Luxemburg
Bahnpost Longwy — Luxemburg
Bahnpost Luxemburg — Karthaus
Bahnpost Luxemburg — Longwy
Bahnpost Luxemburg — Trier
Bahnpost Trier — Luxemburg

Type 3

Bettingen — Ettelbrück
Cruchten — Larochette
Echternach — Ettelbrück
Echternach — Grevenmacher
Kleinbettingen — Luxemburg
Larochette — Cruchten
Luxemburg — Arlon
Luxemburg — Longwy
Luxemburg — Remich
Luxemburg — Troisvierges
Luxemburg — Kleinbettingen
Noerdange — Martelange
Noertzange — Rumelange
Remich — Luxemburg
Rumelange — Noertzange
Schimpach — Kautenbach
Troisvierges — Luxemburg
Vianden — Diekirch

Type 4

Pétange — Ettelbrück

Type 5

Ettelbrück — Echternach

Type 6a

Luxembourg — Rodange
Luxembourg — Troisvierges
Rodange — Luxembourg
Troisvierges — Luxembourg

Type 6b

Luxembourg — Trier
Trier — Luxembourg

Type 6c

Luxembourg — Trier
Trier — Luxembourg

Type 6d

Echternach — Ettelbrück
Echternach — Grevenmacher
Kleinbettingen — Ettelbrück
Kleinbettingen — Luxembourg
Lacrochette — Cruchten
Luxembourg — Aspelt
Luxembourg — Echternach
Luxembourg — Kleinbettingen
Luxembourg — Longwy
Pétange — Kleinbettingen — Luxembourg
Remich — Luxembourg

Type 6e

Echternach — Senningen
Luxembourg — Dippach — Rodange
Luxembourg — Trèves
Trèves — Luxembourg

Type 7

Noerdange — Martelange
Remich — Luxembourg

Type 8

Ettelbrück — Echternach
Ettelbrück — Petingen
Ettelbrück — Wasserbillig
Fels — Cruchten
Luxembourg — Echternach
Luxembourg — Esch (Alzig)
Luxembourg — Esch-Alzig

Luxemburg — Ettelbrück
 Luxemburg — Kleinbettingen
 Luxemburg — Pétingen (Moselland)
 Luxemburg — Remich
 Luxemburg — Rodingen
 Luxemburg — Trier
 Luxemburg — Ulflingen
 Nördingen — Martelingen
 Pétingen — Esch-Alzig
 Pétingen (Moselland) — Esch (Alzig)
 Pétingen (Moselland) — Ettelbrück
 Rümelingen — Nörtzingen
 Schimpach — Kautenbach

() — Wasserbillig [Ettelbrück removed]
 Luxemburg — Pétingen () [Moselland removed]
 Pétingen () — Esch (Alzig) [Moselland removed]
 Pétingen () — Ettelbrück [Moselland removed]

Type 9

Diekirch — Vianden	• a b
Esch-sur-Alzette — Pétange	• a b
Ettelbruck — Pétange — Luxembourg	a
Ettelbruck — Wasserbillig	• a b
Larochette — Cruchten	°
Luxembourg — Echternach	• a b
Luxembourg — Esch-sur-Alzette 1	• a b
Luxembourg — Esch-sur-Alzette 2	• a b
Luxembourg — Kleinbettingen	• a b
Luxembourg — Pétange — Ettelbruck 1	• a b
Luxembourg — Pétange — Ettelbruck 2	• a b
Luxembourg — Pétange	a b
Luxembourg — Remich	• a b
Luxembourg — Rodange	a b
Luxembourg — Troisvierges 1	• a b
Luxembourg — Troisvierges 2	• a b
Luxembourg — Wasserbillig 1	• a b
Luxembourg — Wasserbillig 2	• a b
Noerdange — Martelange	• a b
Rumelange — Noertzange	• a b
Troisvierges — Ettelbruck I	a b
Troisvierges — Ettelbruck II	a b
Troisvierges — Ettelbruck III	a b
Wiltz — Kautenbach	• a b

Note: New versions of some of these postmarks were used after 1964 or so; I'm still investigating.



Luxembourg—Pétange—Ettelbruck 1 •



Larochette—Cruchten °



Ettelbruck—Pétange—Luxembourg a